



Student Satisfaction Survey Report (2018-2019)

Student satisfaction surveys are an important tool for measuring the effectiveness of education and identifying areas for improvement. By gathering feedback from students about their experiences in the classroom, the College can gain valuable insights into what is working well and what needs to be changed. This information can then be used to make informed decisions about curriculum development, teaching methods, and resource allocation.

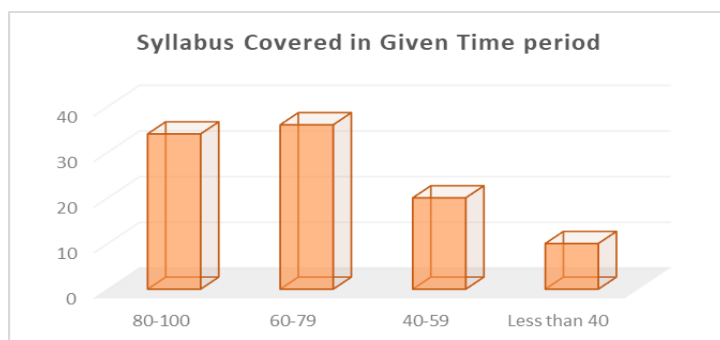
Conducting a student satisfaction survey can also improve communication and build trust between students and teachers. By giving students a voice and actively seeking their input, educators can demonstrate that they are committed to creating a positive learning environment. This can increase student engagement and motivation, leading to improved academic performance and greater student success.

The institution can also evaluate the performance of its staff and services and identify areas of concern, such as student support, library resources, and IT services. Furthermore, it could be used to evaluate the effectiveness of institutional policies, programs, and services and to identify areas where they can be improved. Therefore, it is important to measure the institution's overall effectiveness.

Keeping this in mind, the Student Satisfaction Survey for the year 2018-2019 was conducted with the help of the questionnaire survey. A total of **1053** students attempted the questionnaire and gave us feedback on the teaching-learning and infrastructural facilities of the college.

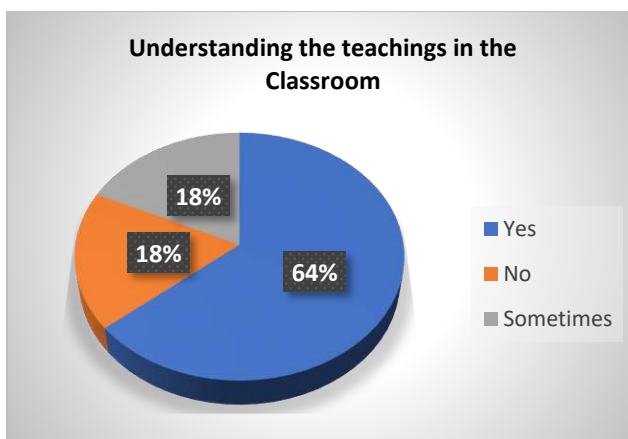
The questionnaire was divided into two heads- teaching-learning facilities and Infrastructural Facilities. A total of 34% of students responded positively that the syllabus gets covered in a given time frame followed by 36% who responded that about 60 to 80 % of the syllabus is covered in a given time. Whereas only 40-59 % gets covered(20% responses) and less than 40% syllabus gets covered (10% responses) for the rest of the students in the given time frame.

Percentage of Syllabus covered	No. of responses	% of responses
80-100	356	34
60-79	376	36
40-59	219	20
Less than 40	102	10
Total	1053	100



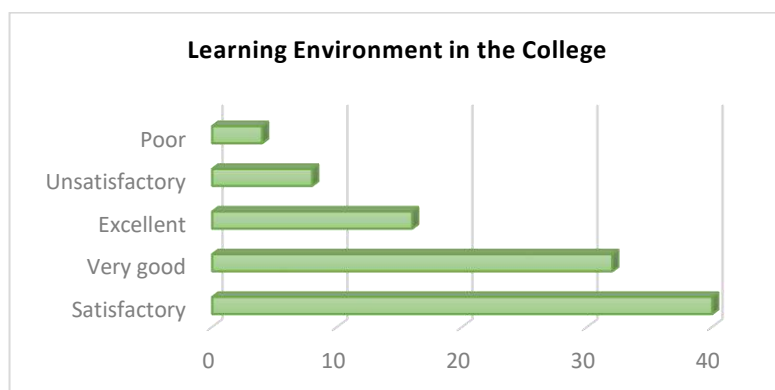
For 64 % of students, the teachings in the classroom are understandable while 18% of students found themselves not understanding and grasping the taught topic, the same percentage(18%) of students understood the topic very few times .

Whether the Teachings in the Class Understandable	No. of Responses	% of Responses
Yes	672	64
No	187	18
Sometimes	194	18
Total	1053	100



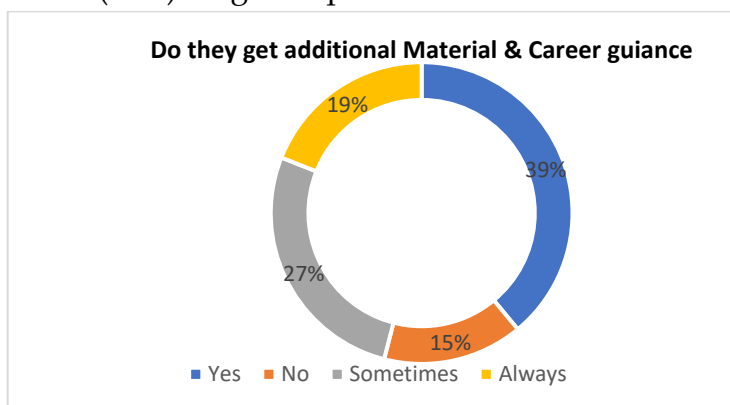
40% of students found the learning environment in the college satisfactory followed by 32% who deemed the environment very good and further for 16% of the respondents found it excellent. The rest of the respondents (8% & 4 %) found the learning to be unsatisfactory and poor.

Learning Environment	No. of Responses	% of Responses
Satisfactory	411	40
Very good	337	32
Excellent	173	16
Unsatisfactory	87	8
Poor	45	4
Total	1053	100



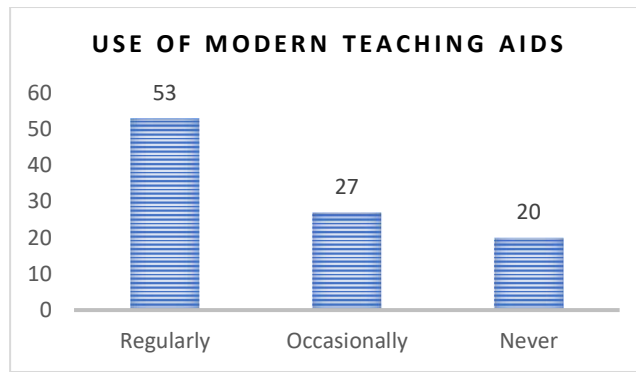
The 39% of the respondents found teachers helping them with additional material and career guidance while 15 % of them disagreed. Some were of opinion that they always (19%) get help from teachers in this matter and some said they sometimes(27%) do get help from the teachers.

Do they get additional Material & Career guidance	No. of Responses	% of Responses
Yes	410	39
No	163	15
Sometimes	281	27
Always	199	19
Total	1053	100



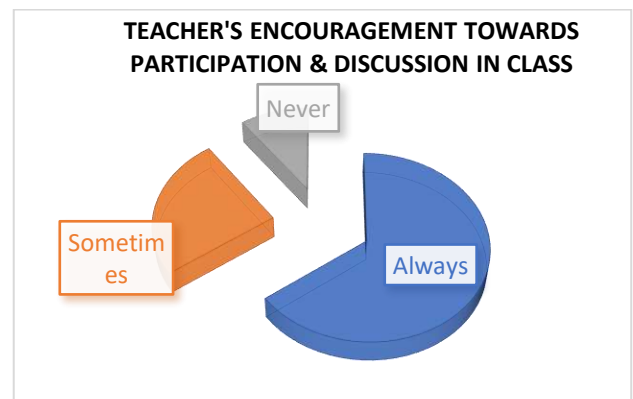
The use of modern teaching aid has become a necessity . As per the feedback, 53% of students have responded positively that the teachers do use the smart techniques, while 27% responded that the class is occasionally done with the help of smart techniques. Some students (20%) did responded that they have never attended a smart class.

Use of modern teaching aids	No. of Responses	% of Responses
Regularly	563	53
Occasionally	282	27
Never	208	20
Total	1053	100



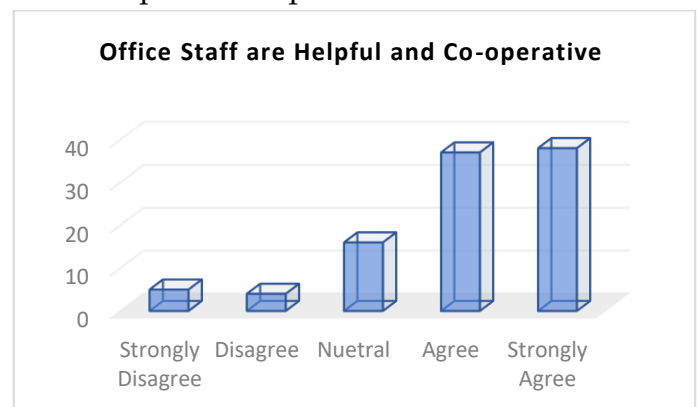
65 % of the students found that the teachers do always encourage them to participate in the discussions in the class. While 10 % did not find the encouragement by the teachers . 25% of the responded that they do sometimes gets the encouragement.

Teacher's Encouragement towards participation & discussion in class	No. of Responses	% of Responses
Always	684	65
Sometimes	269	25
Never	100	10
Total	1053	100



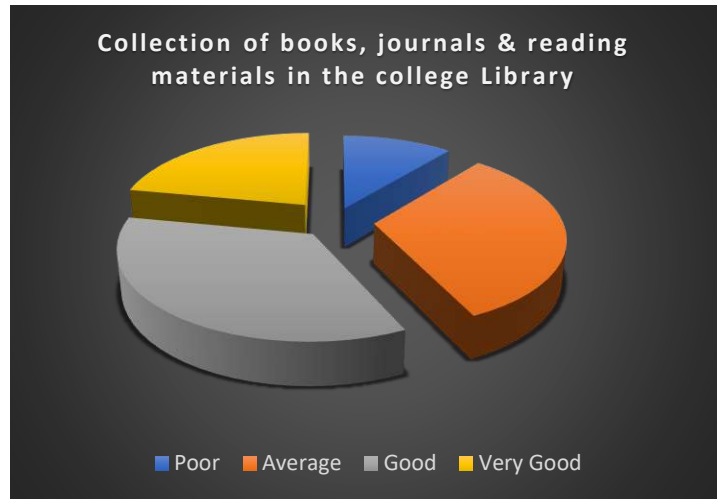
The second part of the questionnaire focused on the infrastructural facilities, the College provided. 75% of students found the office staff to be helpful, while 16% of respondents could not say anything. Remaining 9% of the students did not receive help and co-operation from the office.

Office Staff are Helpful and Co-operative	No. of Responses	% of Responses
Strongly Disagree	56	5
Disagree	41	4
Neutral	165	16
Agree	393	37
Strongly Agree	398	38
Total	1053	100



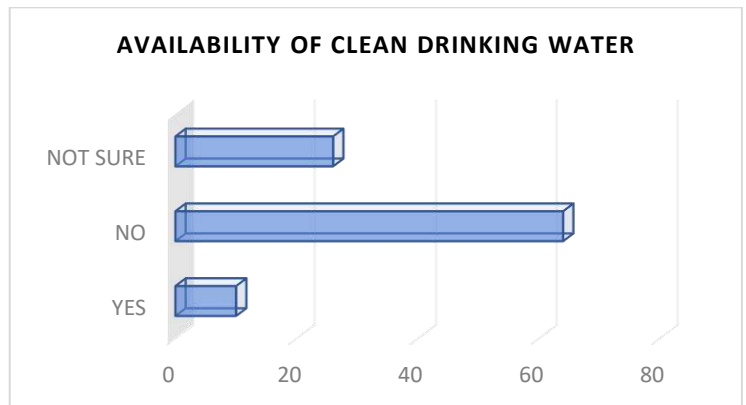
The library is the heart of any academic institution. The collection of books, journals & reading materials was found to be good to very good by 57 % of students while 32% of students found it average and 11% found them to be poor.

Collection of books, journals & reading materials in the College Library	No. of Responses	% of Responses
Poor	112	11
Average	345	32
Good	366	35
Very Good	230	22
Total	1053	100



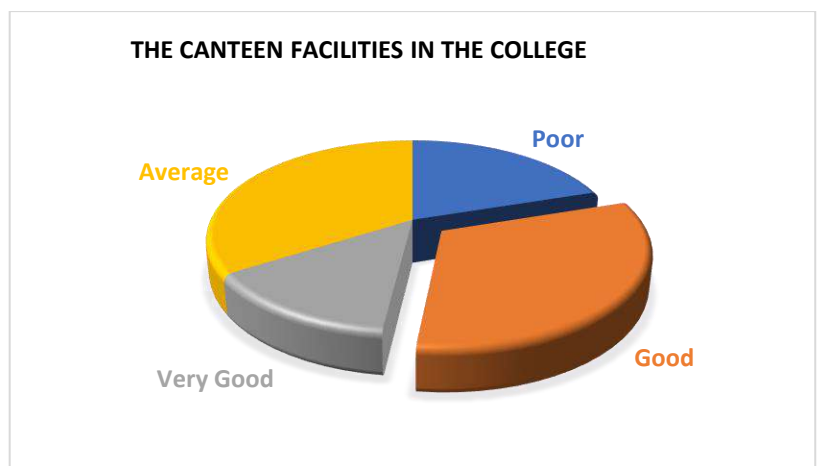
The drinking water facilities is basic need of any human being. However only 10% of the students responded in positive for clean drinking water in the college premises and 64% responded in negative for the availability of clean drinking water.

AVAILABILITY OF CLEAN DRINKING WATER	No. of Responses	% of Responses
YES	91	10
NO	686	64
NOT SURE	276	26
TOTAL	1053	100



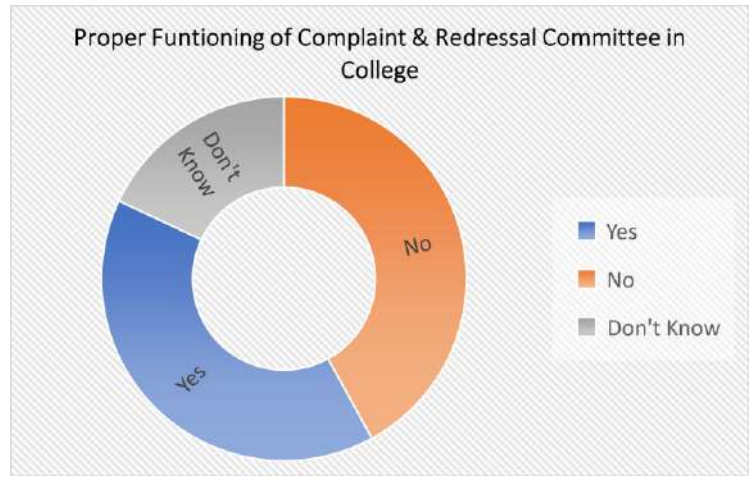
46% of students responded positively for the god canteen facilities in the college. However 20 % of students found them poor while 34% found them average in terms of the canteen facilities in the college.

How are the Canteen Facilities in the College	No.of Responses	% of Responses
Poor	211	20
Good	344	32
Very Good	142	14
Average	356	34
Total	1053	100



The presence of the grievance Redressal Committee gives the students a place to keep their grievances in front of the College. 40% of students were aware and found the committee to function properly while 42% of respondents didn't know about this committee.

The complaint & Redressal Committee in College is functioning properly	No.of Responses	% of Responses
Yes	423	40
No	437	42
Don't Know	193	18
Total	1053	100



After getting the feedback from the students, it was concluded that the College needs to improve itself in the following categories:

1. Preparing more smart room classes to aid the students in their studies.
2. Encouragement to the students to go to the library and make use of most of the resources.
3. Solve the problem of drinking water facilities in the college
4. Awareness among students regarding the Grievance Redressal Committee.

IQAC Co-ordinator

Dr. Willie Henry
Darjeeling Government College
Darjeeling-734101

Officer-in-Charge
Darjeeling Govt. College

Officer-in-Charge

Dr. Projjwal Chandra Lama
Darjeeling Government College
Darjeeling-734101

